


# YC7VA-WIFI kWH series

Voltage And Current Protector

OPERATION INSTRUCTION

**CNC** Deliver  
PowerFor Better Life

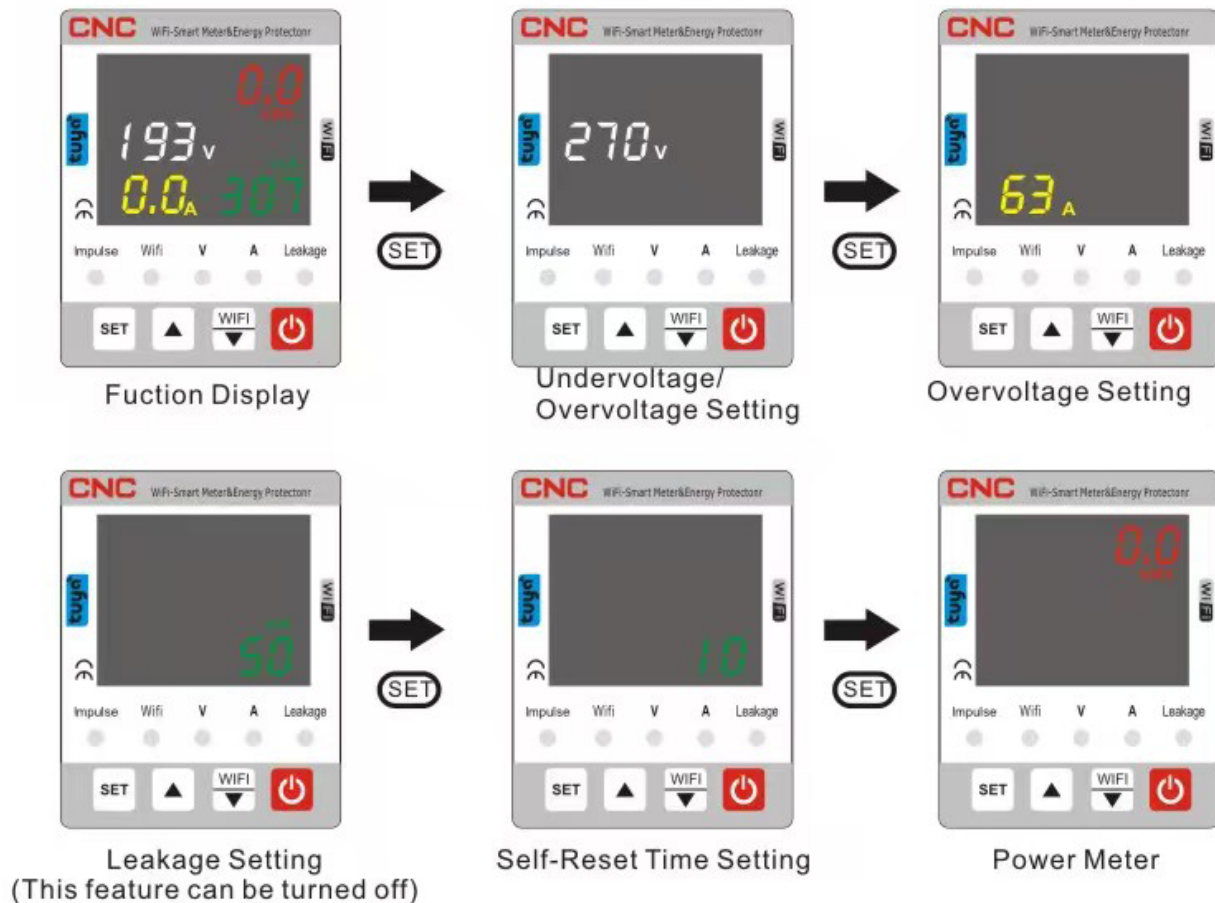
 Before installing and using this product, please read this manual carefully and pay more attention to safety.

## **1. Function**

1. Remote control at anytime from anywhere
2. Schedule/Timer/loop timer
3. Energy monitoring
4. Under voltage protection 85V - 220V (adjustable) (default: 170V)
5. Over voltage protection 110V - 300V (adjustable) (default: 270V)
6. Over current protection 1A - 63A (adjustable) (default: 63A)
7. Electric leakage protection: 10 - 300mA (adjustable) (default: 50mA)
8. Preset current/voltage threshold values by app. Once the real - time current/voltage reaches the threshold values. The connected electrical appliances will be automatically turned off

## **2. Technical Parameters**

1. Rated Supply Voltage: AC 220V
2. Operation Voltage Range: AC85V - 300V (single phase)
3. Rated Frequency: 50Hz
4. Electric Current (>A) setting range: 1A - 63A
5. Overvoltage (>U) setting range: 110V - 300V (adjustable)
6. Undervoltage (<U) setting range: 85V - 220V (adjustable)
7. Electric Leakage Protection range: 10mA - 300mA (This feature can be turned off)
8. Error:  $\leq 2\%$
9. >U and <U trip delay: 1s - 30s (adjustable) (default: 1s)
10. Reset/Start Delay: 1s - 500s (adjustable) (default: 10s)
11. Voltage Measurement Accuracy: 1% (Not exceeding 1% of the rated voltage range)
12. Rated Insulation Voltage: 400V
13. Output Contact: 1NO
14. Altitude:  $\leq 2000\text{m}$
15. Operating Temperature: - 30 °C - 70 °C
16. Power Display Range: 0 - 9999.9kw/h



### 3. Parameter Settings

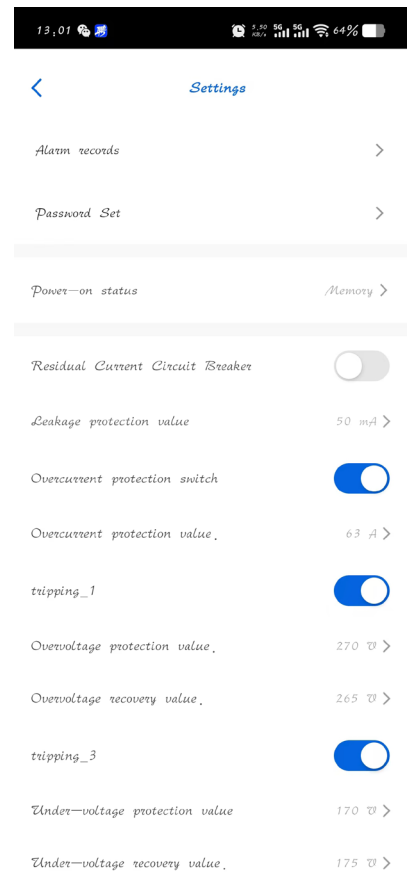
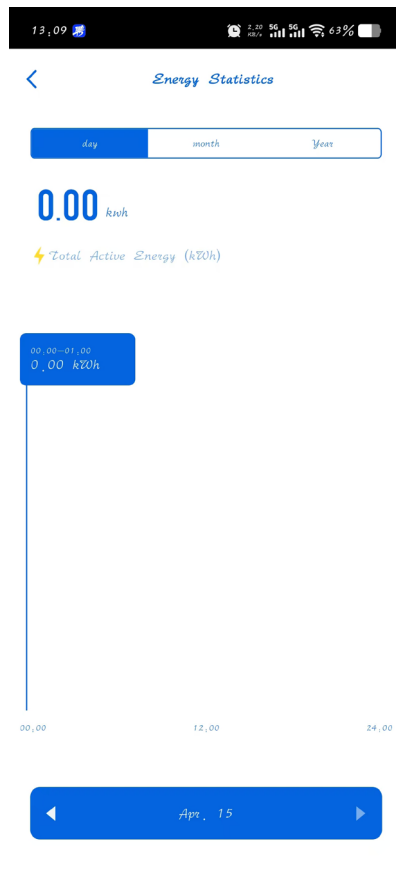

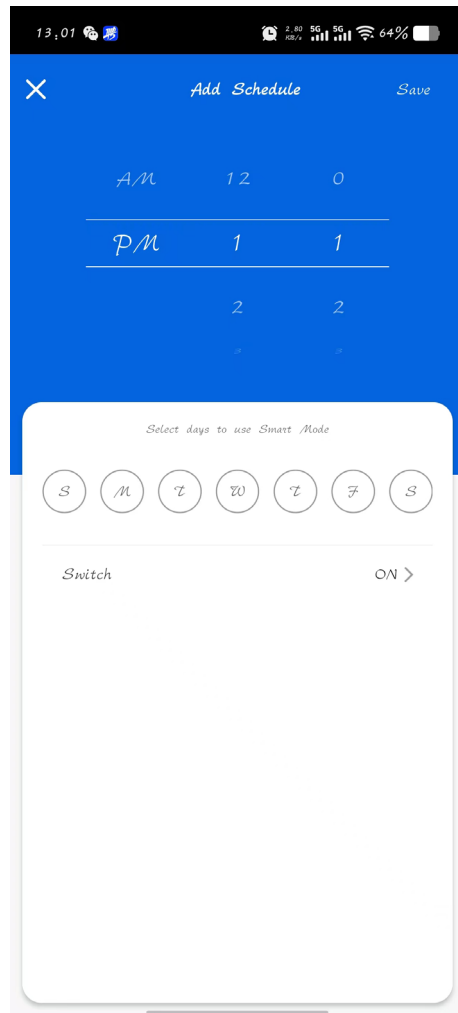
1. Click **SET** to view each data
2. Press **SET** for 5 seconds to enter setup mode, and then press SET to select, press ▲ and wifi ▼ key to adjust the set

### 4. Network Connection

Press wifi ▼ for 5 seconds until the WIFI indicator blinks quickly to enter the network connection

- Scan the QR code underneath with mobile QR code scanning tool, or search "Tuya smart" at mobile application market to download and install APP.
- Connect home WiFi on your mobile phone and start "Tuya smart" APP.
- Follow the instruction in the APP to register/log in APP account and add new device.
- After finishing adding new device, you can use APP to control your device conveniently.
- APP is based on actual released version







# CERTIFICATE

Product Model: YC7VA-WIFI kWH series

Standard: EN60947-5-1-2004

Inspector: CNC 001

Production date: Printed on the product  
or package

This product is qualified according to the  
delivery inspection

A vertical red bar containing the white text 'CNC'.

YC7VA-WIFI kWH series

**CNC ELECTRIC**

Tel:0086-577-61989999 Fax:0086-577-61891122

www.cncele.com E-mail: cncele@cncele.com